




23.8" PCAP 10pt touchscreen monitor featuring IPS panel technology, Edge-to-Edge glass design and anti fingerprint coating


With its Full HD (1920x1080) resolution and accurate Projective Capacitive 10 point touch technology, the ProLite T2452MSC-B1 delivers seamless and accurate touch response. Featuring IPS LCD screen technology, it offers exceptional colour performance and wide viewing angles, making it a perfect choice for a vast array of interactive applications. The flexible stand can be positioned at several angles creating a comfortable and ergonomic user experience and the integrated cable management system hides all the cables and electrical wires giving a neat and cable-free workspace. In addition, the edge-to-edge glass and ultra slim design creates an eye-catching finish. The ProLite T2452MSC-B1 is the ideal solution for interactive signage, instore retail, POS and interactive presentations.

Available also in white : [ProLite T2452MSC-W1](#)



Touch technology - Capacitive

This technology uses a sensor-grid of micro-fine wires integrated into the glass that covers the screen. Touch is detected because electrical characteristics of the sensor grid change when human finger is placed on the glass. Thanks to the glass overlay this technology is highly durable, and the touch function remains unaffected even if the glass is scratched. It offers perfect picture performance and will work with human finger (also latex gloved) and stylus-pen.



Anti-fingerprint coating

This special Nano coating ensures a smoother touch and less resistance in the swipe. It makes the screen less static and susceptible to dirt, dust, fingerprints and it improves the clarity of the content displayed on the screen.

01 DISPLAY CHARACTERISTICS

Design	Edge to edge glass
Diagonal	23.8", 60.5cm
Panel	IPS
Native resolution	1920 x 1080 @60Hz (2.1 megapixel Full HD)
Aspect ratio	16:9
Panel brightness	400 cd/m ²
Brightness	360 cd/m ² with touch
Light transmittance	90%
Static contrast	1000:1
Response time (BTB)	14ms
Viewing zone	horizontal/vertical: 178°/178°, right/left: 89°/89°, up/down: 89°/89°
Colour support	16.7mln 8bit
Horizontal Sync	30 - 83kHz
Viewable area W x H	527 x 296.5mm, 20.7 x 11.7"
Pixel pitch	0.274mm
Bezel colour and finish	black, matte

02 TOUCH

Touch technology	projective capacitive
Touch points	10 (HID, only with supported OS)
Touch accuracy	+/- 2mm
Touch method	stylus, finger, glove (latex)
Touch interface	USB
Supported operating systems	All iiyama monitors are Plug & Play and compatible with Windows and Linux. For details regarding the supported OS for the touch models, please refer to the driver instruction file available in the downloads section.
Palm rejection	yes

03 INTERFACES / CONNECTORS / CONTROLS

Digital signal input	HDMI x1 DisplayPort x1
Audio output	Mini jack x1 Speakers 2 x 1W
USB HUB	x2 (v.3.2 (Gen 1, 5Gbit))

04 FEATURES

Extra	anti-fingerprint coating
Glass hardness	7H
OSD key lock	yes

05 GENERAL

OSD languages	EN, DE, FR, ES, IT, PT, RU, JP, NL, PL
Control buttons	Menu, scroll up / ECO, scroll down / volume, select / input, power

User controls

Picture adjust (brightness, contrast, i-Style Color, adv. contrast, ECO, OverDrive, X-Res technology), color settings (gamma, RGB range, color temp.), image settings (video mode adjust, blue light reducer, sharp and soft), OSD (horizontal pos., vertical pos., OSD time, OSD background, language, display information), extra (reset, DDC/CI, signal select, volume, mute, led, opening logo, touch switch)

Convenience

Kensington-lock™ prepared

Blue light reducer

yes

Flicker free

yes

Plug&Play

DDC2B

06 MECHANICAL

Tilt angle

90° up; 5° down

VESA mounting

100 x 100mm

MTBF

50000 hours (excluding backlight)

07 ACCESSORIES INCLUDED

Cables

power, USB, HDMI

Guides

quick start guide, safety guide

08 POWER MANAGEMENT

Power supply unit

internal

Power supply

AC 100 - 240V, 50/60Hz

Power usage

18W typical, 1.5W stand by, 0.3W off mode

09 SUSTAINABILITY

Regulations

CE, TÜV-Bauart, EAC, RoHS support, ErP, WEEE, REACH, UKCA, cTUVus

Energy efficiency class (Regulation (EU) 2017/1369)

E

REACH SVHC

above 0.1%: Lead

10 DIMENSIONS / WEIGHT

Product dimensions W x H x D

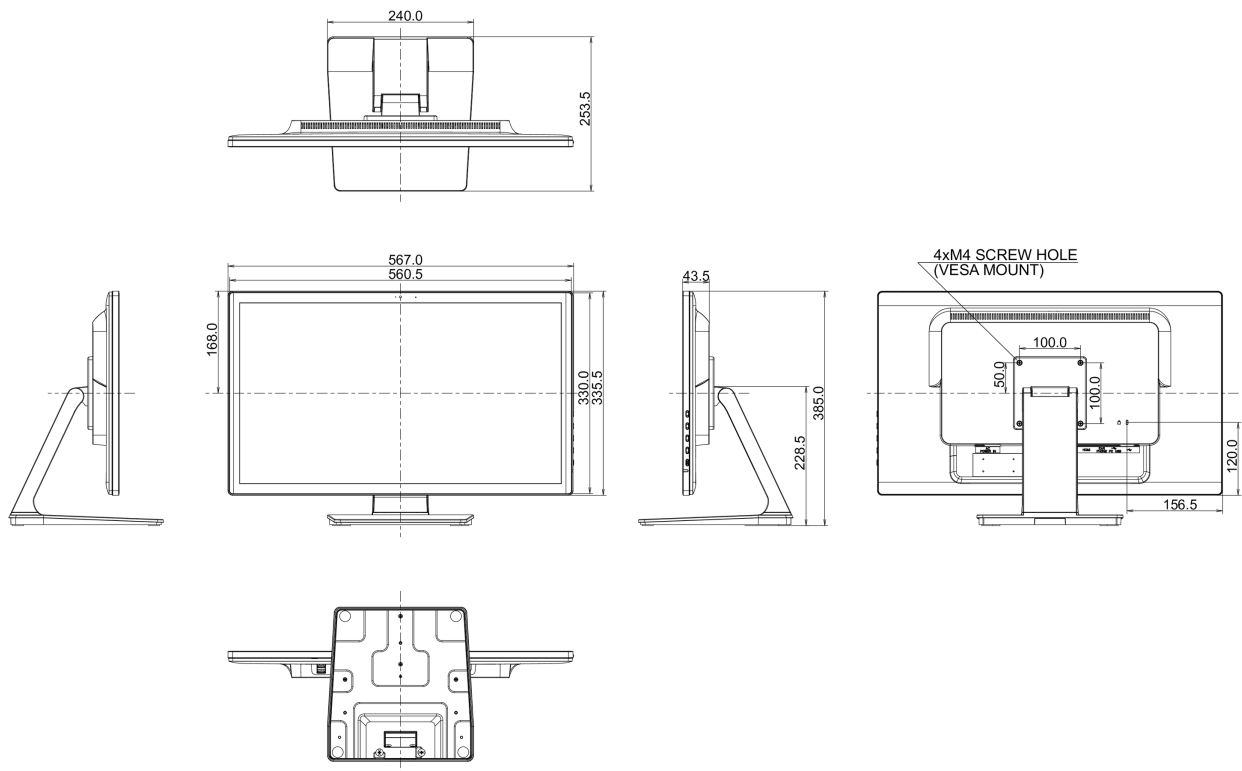
567 x 385 x 253.5mm

Weight (without box)

5.6kg

EAN code

4948570121816



All trademarks and registered trademarks acknowledged. E & O E. Specification subject to change without notice. All LCD's comply with ISO-9241-307:2008 in connection with pixel defects.

© IYAMA CORPORATION. ALL RIGHTS RESERVED