


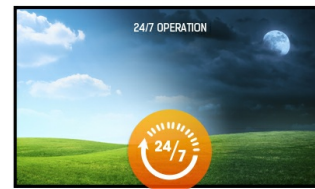
55" professional large format display featuring IPS panel and 24/7 operation

Incorporating IPS panel technology the LH5565S-B1 guarantees great viewing from all angles, high brightness and perfect colour clarity. It features an ambient light sensor delivering exceptional performance with the added benefit of saving on power. The display supports also playback of presentations, video and almost any other type of content stored on the USB device or internal memory. Landscape and Portrait friendly, with OSD portrait mode support, LH5565S-B1 is designed for a continuous operation. A perfect solution for true impact in Digital Signage.



IPS

IPS displays are best known for wide viewing angles and natural, highly accurate colours. They are especially suited for colour-critical applications.



24/7

24/7 displays are designed for a continuous operation.

01 DISPLAY CHARACTERISTICS

Diagonal	54.6", 138.8cm
Panel	IPS LED, matte finish, haze 1%
Native resolution	1920 x 1080 (2.1 megapixel Full HD)
Aspect ratio	16:9
Panel brightness	450 cd/m ²
Static contrast	1 100:1
Response time (GTG)	12ms
Viewing zone	horizontal/vertical: 178°/178°, right/left: 89°/89°, up/down: 89°/89°
Colour support	16.7mln
Horizontal Sync	30 - 83kHz
Viewable area W x H	1209.6 x 680.4mm, 47.6 x 26.8"
Pixel pitch	0.63mm
Bezel colour and finish	black, matte

02 INTERFACES / CONNECTORS / CONTROLS

Analog signal input	VGA x1 Component video x1 RCA Composite x1
Digital signal input	HDMI x3
Audio input	Mini jack x1
Monitor control input	RS-232c x1 RJ45 (LAN) x1 IR x1
Analog signal output	RCA Composite x1
Digital signal output	HDMI x1
Audio output	RCA (L/R) x1 Speakers 2 x 10W
Monitor control output	RS-232c x1 IR loop through x1
HDCP	yes
USB HUB	x2 (v.2.0)

03 FEATURES

Max. non-stop operating time	24/7
Media playback	yes
Housing (bezel)	metal
Brightness sensor	yes

04 GENERAL

OSD languages	EN, DE, FR, IT, RU, JP, CZ, NL, PL
User controls	picture (picture mode, backlight, contrast, brightness, saturation, hue, sharpness, sharpness booster, colour temp., noise reduction, reset, adv. colour settings, base colour adj., adaptive contrast, ambient light sensor) sound (balance, adv. sound settings, HDMI audio, spectrum analyser, media player, schedule, display wall) setting (language, network settings, control setting, set monitor ID, energy saving settings, aspect, VGA settings, freeze, blue screen, touch feature, anti image retention, OSD rotation, OSD info box, IR out, opening logo, information, all reset)
Plug&Play	DDC2B

05 MECHANICAL

Orientation	landscape, portrait
Fanless design	yes
VESA mounting	400 x 400mm

06 ACCESSORIES INCLUDED

Cables	power, VGA, HDMI
Guides	quick start guide, safety guide
Remote control	yes (batteries included)

07 POWER MANAGEMENT

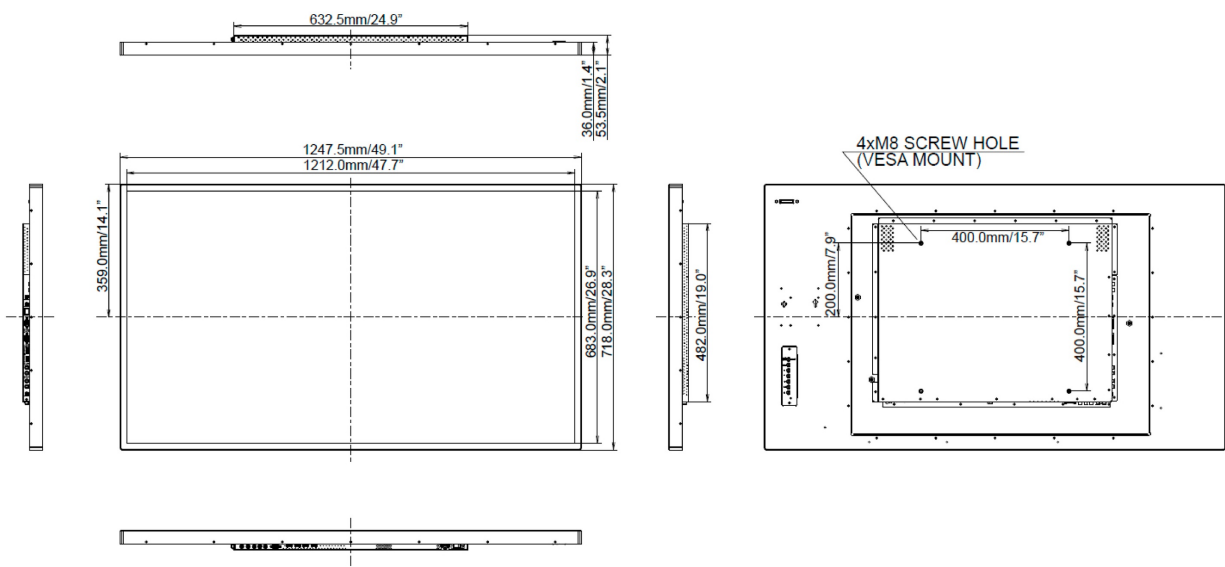
Power supply unit	internal
Power supply	AC 100 - 240V, 50/60Hz
Power usage	105W typical, 0.5W stand by, 0.5W off mode

08 SUSTAINABILITY

Regulations	CB, CE, TÜV-Bauart, RoHS support, ErP, WEEE, CU, REACH
REACH SVHC	above 0.1%: Lead

09 DIMENSIONS / WEIGHT

Product dimensions W x H x D	1247.5 x 718 x 53.5mm
Weight (without box)	26.3kg
EAN code	4948570114740



All trademarks and registered trademarks acknowledged. E & O E. Specification subject to change without notice. All LCD's comply with ISO-9241-307:2008 in connection with pixel defects.